



ESS-300

Monopolar / Bipolar
Electrosurgical generator



OPERATING THEATRE

PROGRAM
Program



ESS-300

Monopolar/Bipolar Electrosurgical Generator



ESS-300 - Electro Surgical Generator

Device with Instant Tissue response technology and Tissue impedance measurement systems. This model offers top of the line features like 6 program modes, multiple blend modes, endo cut facility, best monopolar cutting and coagulation performance with precision controlled bipolar output and host of safety features.

Performance Features :

- **6 programs :**

ESS-300 is a high performance micro controller based model with 6 programs, it can be widely used in procedures including urology, GI, Gynecologic, Orthopedic, Thoracic and Plastic Surgery.

- **Real Time Tissue Response Technology :**

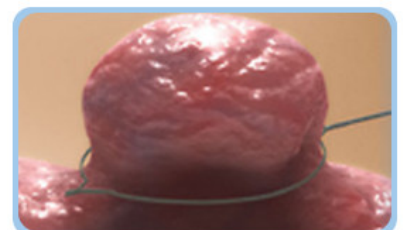
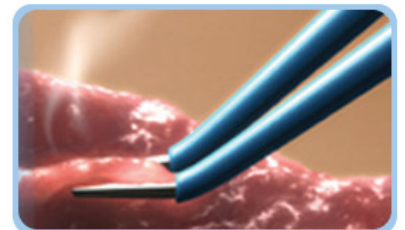
The Real Time Tissue Response Technology provides surgeons with superior performance at lower power settings, minimizing the risk of tissue damage and neuromuscular stimulation.

- **Patient Plate Return Electrode Monitoring systems :**

Patient Plate Return Electrode Monitoring System provides instant indication of the quality of contact of the patient plate return electrode. Failure or poor contact results in fault indication with sound alarm which substantially reduces the risk of burns under the patient return electrode.

- **High power efficiency of 97% :**







The power efficiency of the generator leads to multiple benefits like increased reliability, most compact size, high portability, economy and reduced power consumption.



Technical Specifications :


	Max. Power (Watts)	Rated Load (Ohms)
Operating Frequency	480 KHz	-
No. of Program	6	-
Display	7 Segment LED Digital	-
Pure Cut	100 W	500
Blend 1	250 W	500
Blend 2	200 W	500
Endocut	99 W	500
Spray	120 W	500
Fulguration	150 W	500
Desiccation / Soft	150 W	500
Bipolar Coagulation Micro	80 W	100
Bipolar Coagulation Macro	80 W	100
Dimension (W x H x D)	300 mm x 150 mm x 340 mm	
Weight	5.5 Kg	
Input Voltage	170 to 260 VAC 50 Hz	

Standard Accessories :

<p>Monopolar Double Pedal Footswitch / Bipolar Single Pedal Footswitch</p> 	<p>Autoclavable Patient Plate With Cable Cord</p> 	<p>Silicon Patient Plate (Optional)</p> 
<p>Chuk Handle With Electrode Autoclavable</p> 	<p>Autoclavable Bipolar Forcep With Cable</p> 	<p>Disposable Hand Switch Pencil Imported</p> 



ESS-' \$\$



ESSE3 srl, Via Garibaldi 30
 14022 Castelnuovo D.B. (AT)
 Tel +39 011 99 27 706
 Fax +39 011 99 27 506
 e-mail esse3@chierinet.it
 web: www.esse3-medical.com

